


Amharc ar na pictiúir seo. Críochnaigh na habairtí.

snámh


ag ithe

ina luí

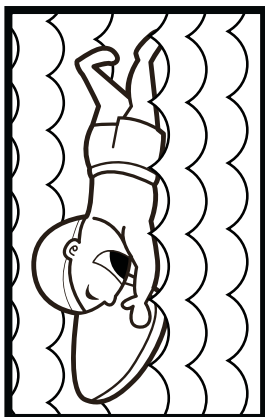
rith




Is maith leis bheith ag _____.



Is maith leis bheith _____.



Is maith leis _____.



_____ bheith _____.




Cén t-ainmhí is fearr leatsa? Déan pictiúr den ainmhí sin. Ansin, scríobh abairt faoin rud is maith leis an ainmhí a dhéanamh. Cuir lipéad ar an ainmhí.

The form consists of a large rectangular area enclosed by a solid black border. Inside this area, there are three horizontal solid lines spaced evenly down the page, intended for writing. At the bottom of the large area, there is a dashed rectangular box, also with a solid black border, intended for labeling the drawing.

Daidí ag Súgradh

Banda 2c
Leabhar 2

Amharc ar na pictiúir. Léigh na bolgáin chainte ag bun an leathanaigh. Greamaigh gach bolgán cainte san áit cheart.



Is maith liom bheith ag
sleamhnú ar an sleamhnán!



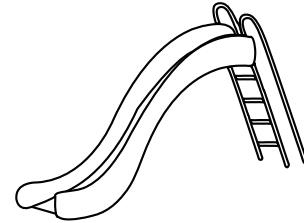

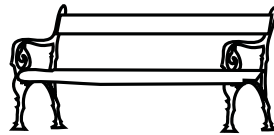

Is maith liom bheith ag
luascadh ar an luascán!

Is maith liom bheith ag súgradh
ar an chrandaí bogadaí!

Is maith liom bheith ag
dreapadh ar na rópaí!

Cad é eile ba mhaith leat a chur sa pháirc seo?
Críochnaigh an léarscáil agus an eochair.


An Pháirc



Eochair

Sleamhnán





Tá Ocras Orm

Banda 2c
Leabhar 3

Déan 4 chóip den leathanach seo. Gearr amach na cártaí. Cuir béal fúthu ar an tábla iad. Tiontaigh 2 chárta leis na péirí a aimsiú, ag léamh amach gach cárta.



Tá ocras orm.



Tá tart orm.



Tá brón orm.



Tá áthas orm.




Tá eagla orm.




Tá tuirse orm.


Garr amach na fuaimeanna agus cuir san ord ceart iad.




r t a t



ó r n i b




o r a s c




s t h a á


Gearr amach na pictiúir seo. Cá mhéad siolla atá sna focail? Greamaigh gach pictiúr san áit cheart ar leathanach 190.




eilifint



leon




tíogar




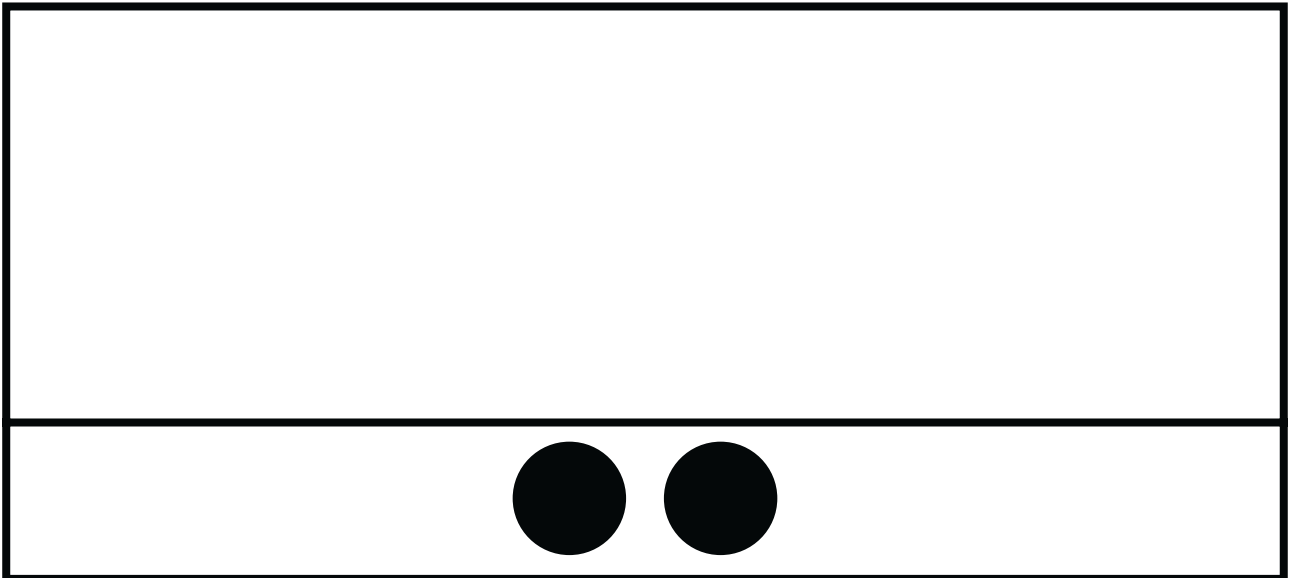
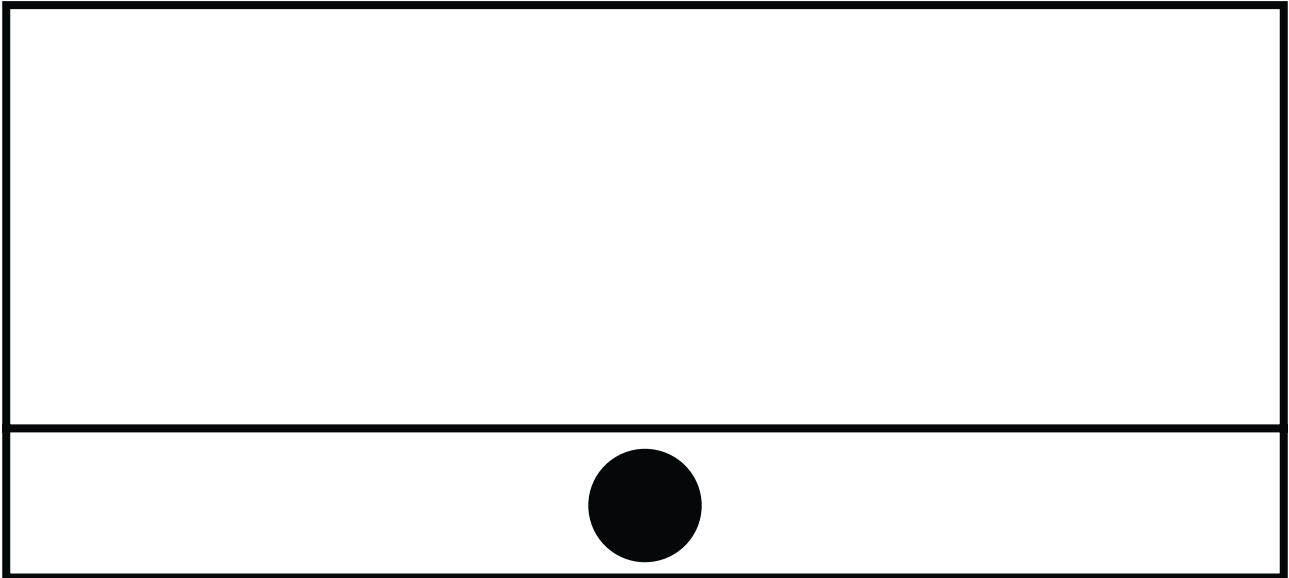
loch



crainn



grian



Amharc ar na pictiúir seo. Scríobh an rud atá an gasúr a rá.

ocras eagla tuirse tart



“Tá tart orm,” arsa an gasúr.

“ _____,” arsa an gasúr.

“ _____,” arsa an gasúr.

“ _____,” arsa an gasúr.

Amharc ar na pictiúir seo. Scríobh an rud atá an buachaill a rá.

ocras eagla tuirse tart



“Tá tart orm,” arsa an buachaill.



“ _____ ,” arsa an buachaill.



“ _____ ,” arsa an buachaill.



“ _____ ,” arsa an buachaill.

Cuir gach abairt san áit cheart.



‘Á!’ arsa Leon, Tíogar agus Moncaí.

Chuaigh Moncaí faoin duilleog.

Bhí Leon, Tíogar agus Moncaí sásta faoin duilleog.

Bhí corrmhíol sásta faoin duilleog.

Cuir gach abairt san áit cheart.



‘Á!’ arsa Leon, Tíogar agus Moncaí.
Chuaigh Moncaí faoin duilleog.
Bhí Leon, Tíogar agus Moncaí sásta faoin duilleog.
Bhí corrmhíol sásta faoin duilleog.

Cad é atá ar na hainmhithe seo? Líon isteach na bolgáin chainte.







Cad atá ar na hainmhithe seo? Líon isteach na bolgáin chainte.







Gearr amach gach **ia** ag bun an leathanaigh. Greamaigh isteach iad le focail úra a dhéanamh. Ansin, scríobh gach focal nua ar an líne.

_____sc

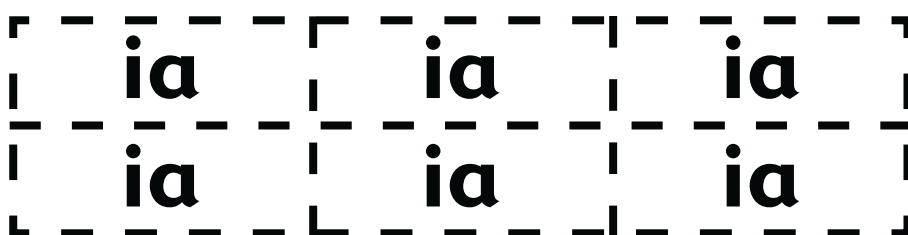
f_____cla

b_____

s_____d

f_____

_____d



Freagair na ceisteanna.



ochtapas

faoin

siorc

iasc mór

Cá bhfuil an t-iasc beag?

Tá sé faoin




Cá bhfuil an t-iasc beag?



Cá bhfuil an t-iasc beag?

**Smaoinigh ar ainmhí eile. An bhfuil fiacla aige? Déan pictiúr den ainmhí sin.
Cuir lipéid air mar atá sa leabhar. Ansin, scríobh abairt.**



Nuair a bheidh gach duine críochnaithe, ceangail an obair ar fad le chéile le leabhar nua a dhéanamh.

Cé leis na fiacla seo? Amharc i do leabhar más mian leat cuidiú.
Ansin, scríobh abairt. Tá an chéad abairt déanta duit.

Cé leis na fiacla seo?

Is le leon iad.



Cé leis na fiacla seo?



Cé leis na fiacla seo?







Cé leis na fiacla seo?



Is maith liom bheith ag...

Banda 2c
Leabhar 8

Amharc ar na pictiúir agus ar na focail seo. Cén rud atá ag gach páiste? Scríobh abairt.




Is maith liom bheith ag...

Banda 2c
Leabhar 8

Gearr amach na pictiúir seo. Cuir i mála beag iad. Cuir hata cóisire ar dhuine sa ghrúpa. Píoc pictiúr ón mhála agus greamaigh den hata é. Iarr ar na daoine sa ghrúpa cur síos a dhéanamh ar an rud atá sa phictiúr. Iarr ar an duine a bhfuil an hata air a rá cad é an pictiúr atá ann.



naprún



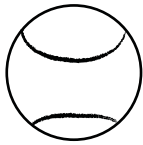
scuab



ealaíontóir



camán



sliotar



iománaí



clogad



rothar



rothaí



fidléir



fidil



aisteoir




bróga
damhsa



damhsóir



ardán



script


Faigh na focail seo i do leabhar. Scríobh leathanach ar a bhfuil siad. Cuir ciorcal thart ar an **th**.

roth

rothar

Aimsigh focail eile, ó leabhar nó ó bhallaí an tseomra, le **th** iontu. Scríobh i liosta iad.

Tá clár imeartha de dhíth ar gach duine. Úsáid na cártaí ar a bhfuil focal agus cuid den phictiúr ar leathanaigh 205 agus 206. Glac sealanna agus déan iarracht na codanna cuí den phictiúr a mheaitseáil leis an chlár a chlúdach le focail.



Déan seit amháin de 5 chárta a ullmhú do gach imreoir. Is féidir an seit céanna a úsáid faoi dhó ag brath ar líon an ghrúpa nó ar riachtanais foghlama.

Beidh

Fuair

chuig

arsa

Chuaigh

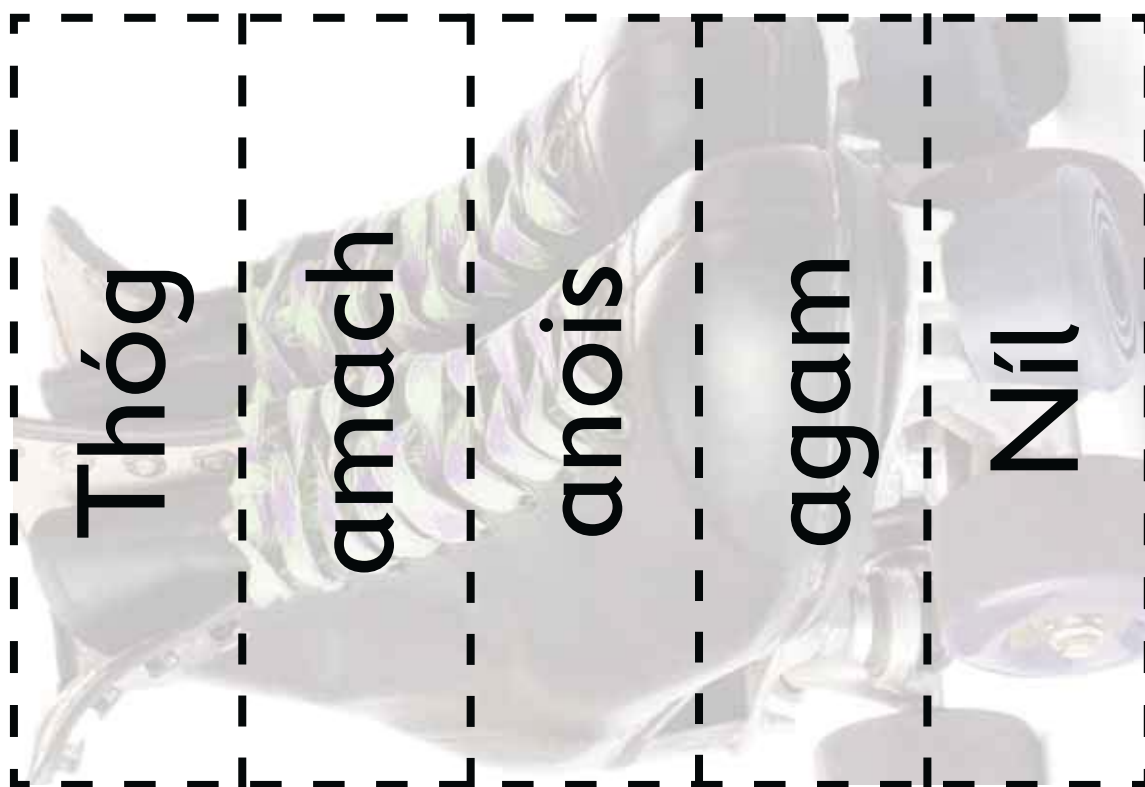
air

Chonaic










eile

liom

Chuir



Dathaigh na rudaí a bhíonn i sailéad torthaí. Déan liosta siopadóireachta don sailéad torthaí.



A large rounded rectangular box containing seven horizontal lines for writing a shopping list.

An mbeidh na rudaí seo sa sailéad torthaí? Cuir ✓ nó X sa bhosca cheart.

	✓	X
Beidh bananaí sa sailéad torthaí.	<input type="checkbox"/>	<input type="checkbox"/>
Beidh arán sa sailéad torthaí.	<input type="checkbox"/>	<input type="checkbox"/>
Ní bheidh úlla sa sailéad torthaí.	<input type="checkbox"/>	<input type="checkbox"/>
Beidh im sa sailéad torthaí.	<input type="checkbox"/>	<input type="checkbox"/>
Ní bheidh piorraí sa sailéad torthaí.	<input type="checkbox"/>	<input type="checkbox"/>

Scríobh abairtí eile. Amharc sa leabhar le cuidiú leat.

Beidh _____ sa sailéad torthaí.

Beidh _____ _____ sailéad torthaí.

Ní bheidh _____ _____ sailéad torthaí.

Cad é atá aici? Scríobh na habairtí.




Tá císte aici.







Léigh na fuaimeanna seo.




Faigh focail i do leabhar leis na fuaimeanna seo. Scríobh sna boscaí iad. Cuir ciorcal thart ar an **ll**, **nn** nó **rr**.

Cuir **ll**, **nn**, nó **rr** sna focail seo. Ansin, scríobh an focal iomlán.

cra _____



ú _____ a




ca _____



croga _____



Gearr amach na pictiúir seo. Cuir san ord ceart ar leathanach 212 iad.



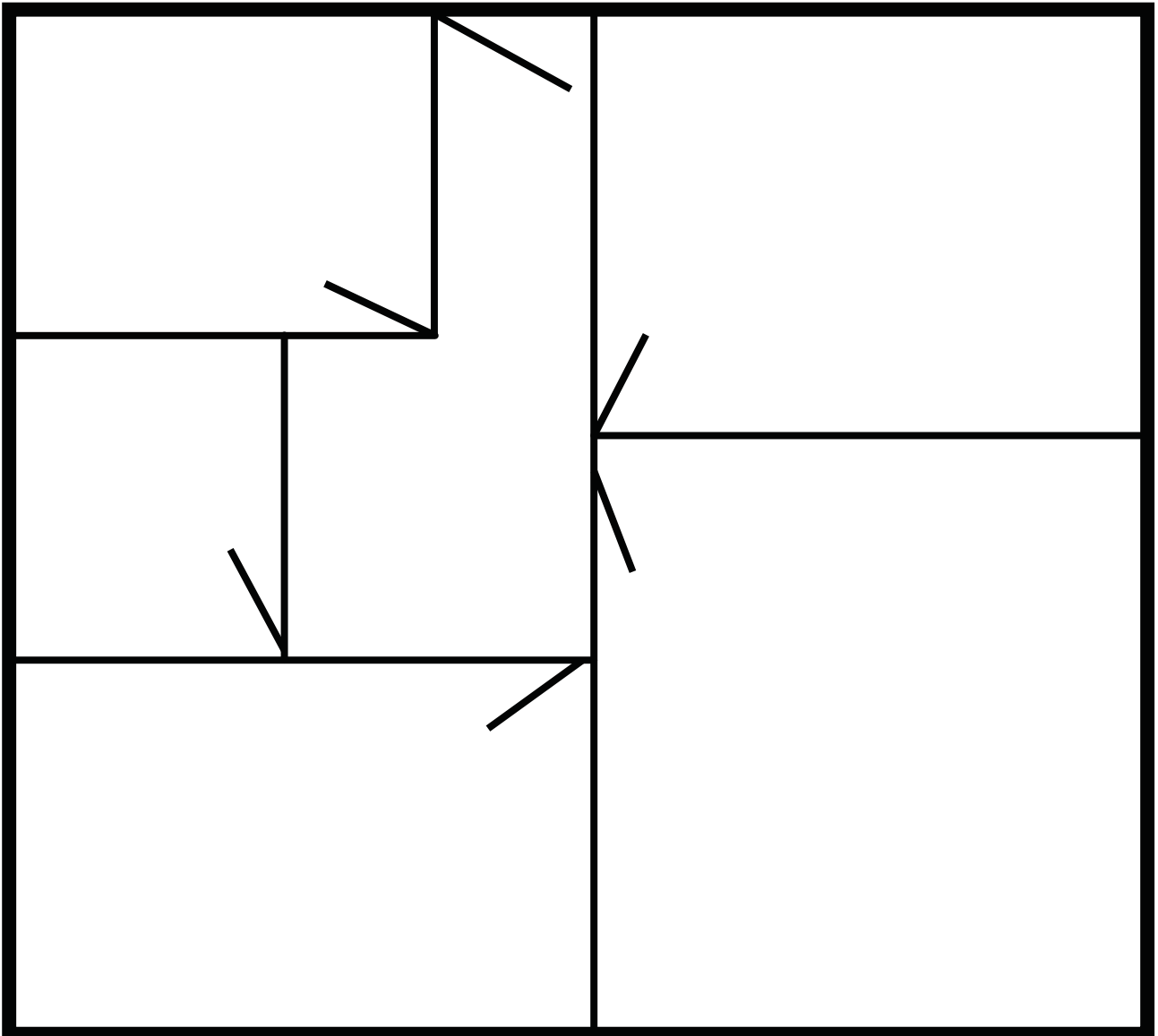
Scríobh abairt faoin scéal.

1	2	3	4
---	---	---	---

Teach do Lúsaí Luchóg

Banda 2c
Leabhar 12

Amharc ar an teach ar leathanach 15 sa leabhar.
Déan teach eile do luchóg anseo. Tarraing isteach an troscán agus cuir lipéad ar gach seomra.



seomra suí	halla	seomra leapa
seomra leapa	cistin	seomra folctha

Léigh na focail seo. Scríobh an focal ceart ar an líne cheart.

bhí

libh

sibh

bheith

Imí sí _____!

Tá _____ sa chistin arís.

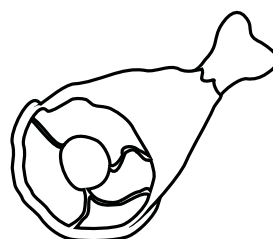


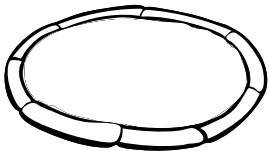
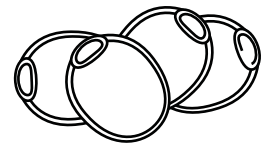
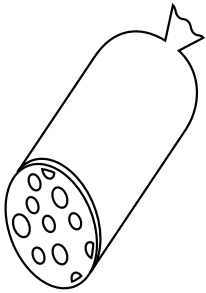
Cé a _____ sa chistin seo?

Níor mhaith liom sibh a _____ sa chistin.

Páistí sa Chistin

Banda 2c
Leabhar 13

Tá tú ag dul chuig an siopa le Daidí le bia a cheannach don phizza. Déan an liosta siopadóireachta.

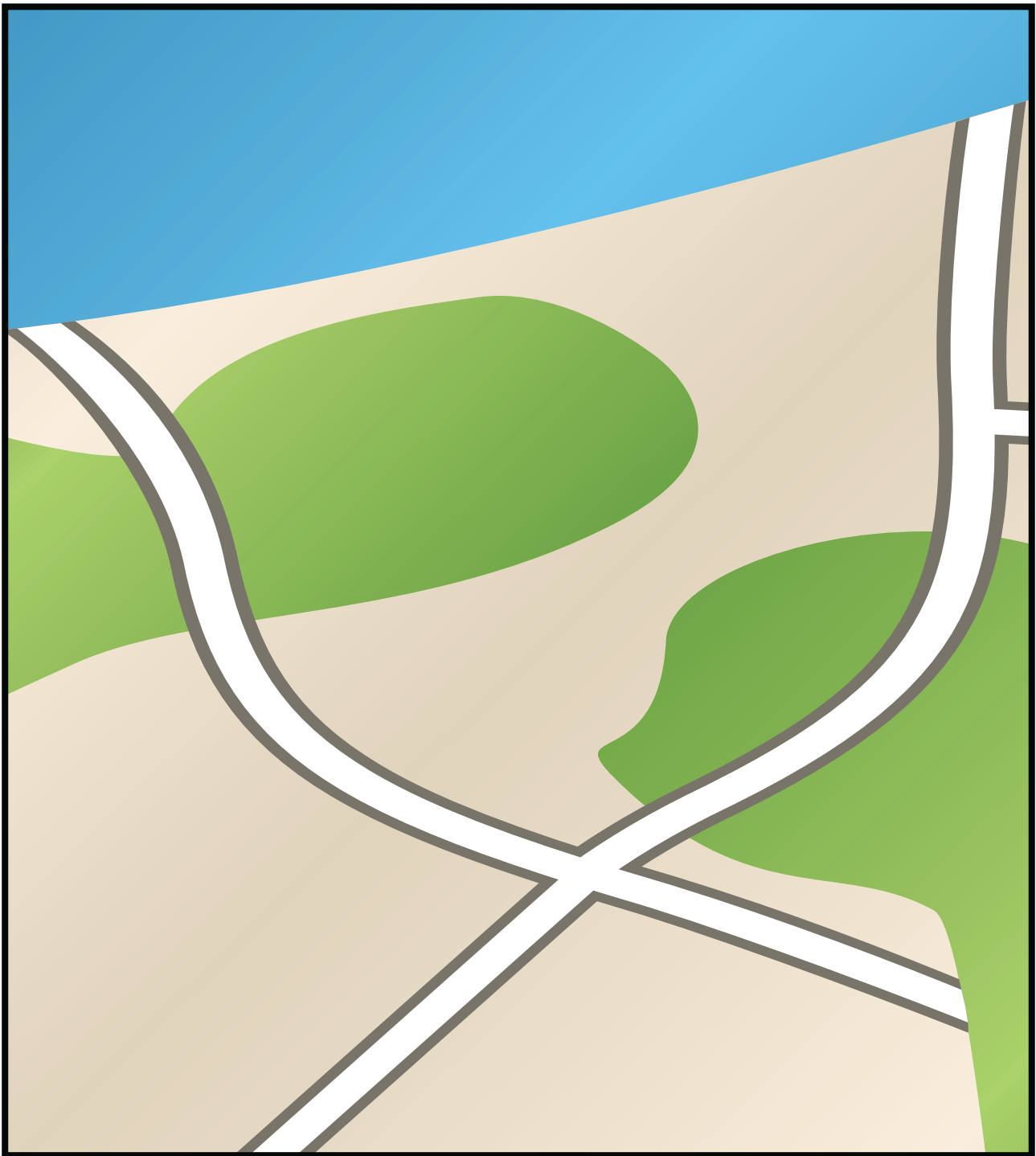


A large, rounded rectangular box with a thick black border, containing seven horizontal lines for writing a shopping list.

Cá bhfuil an trá?

Banda 2c
Leabhar 14

Déan pictiúir ar an léarscáil seo. Ansin, cuir lipéid ar do phictiúir.



trá | poll | crainn | droichead | siopa

Cá bhfuil an trá?

Banda 2c
Leabhar 14

Faigh na focail seo i do leabhar. Scríobh leathanach ar a bhfuil siad. Cuir ciorcal thart ar an **th**.

thar

bóthar

Cuir **th** sna focail seo thíos. Ansin, scríobh an focal iomlán ar gach líne.

ro_____

ro_____ar

bó_____ar

mai_____

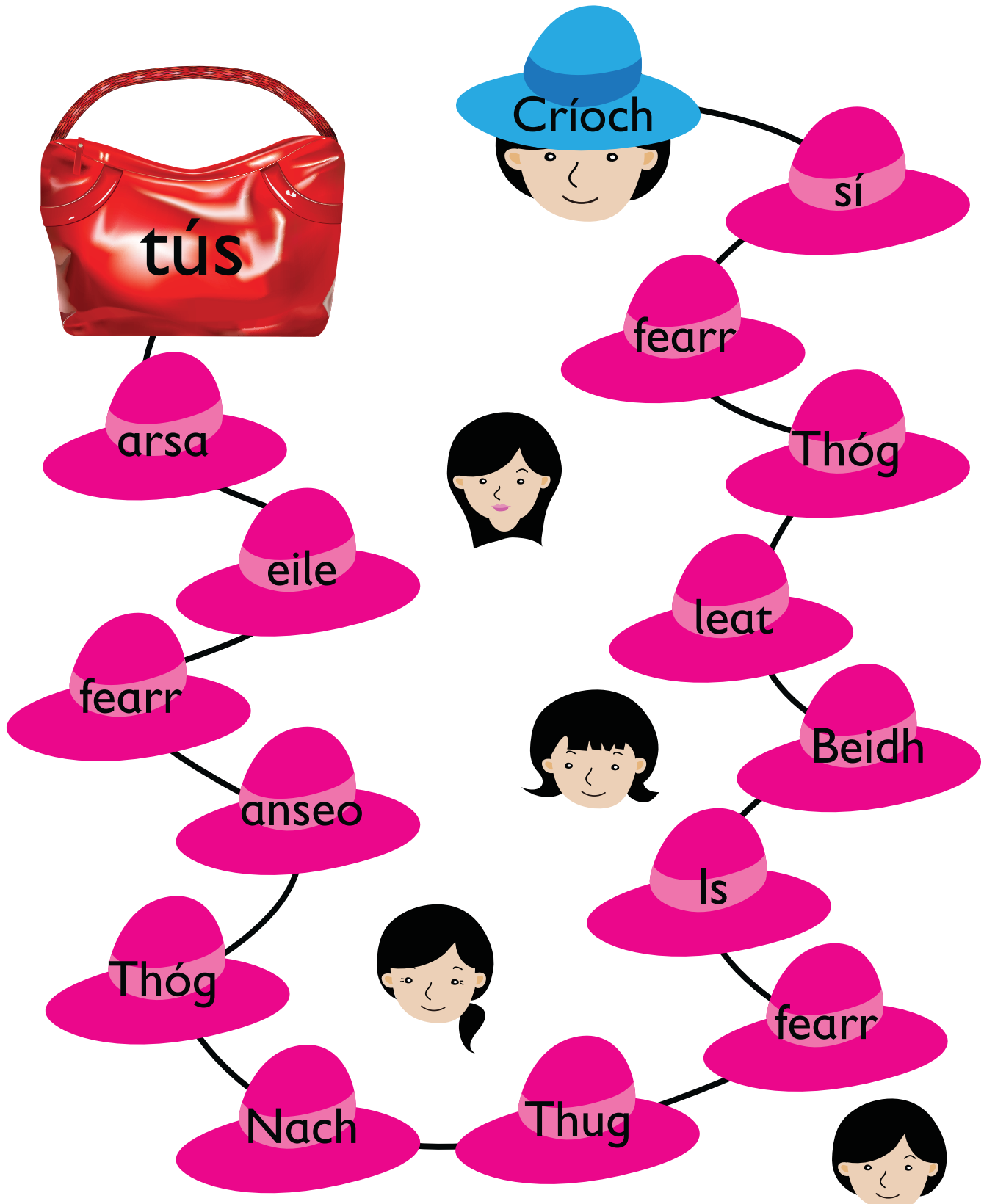
_____ar

_____óg

_____ug

_____áinig


Beidh licín an pháiste agus díse de dhíth anseo. Caith an díse agus bog ar aghaidh an líon sin hataí. Abair gach focal nuair a léimeann tú air.



An Hata Is Fearr

Banda 2c
Leabhar 15

Déan hata nua do Mhamaí. Ansin, déan cur síos ar an hata a rinne tú.



Is é seo an hata is fearr!

- 1 Gearr amach an chos seo.
- 2 Le do ghrúpa, glac sealanna le léim a dhéanamh agus cuir an chos san áit ar stop tú.
- 3 Tomhais fad léime gach duine agus cláraigh ar an tábla é ar leathanach 221.




Ainm	Fad léime


Scríobh abairt faoin obair a bhí tú a dhéanamh.

Garr amach na pictiúir ag bun an leathanaigh. Cén áit is fearr do gach pictiúir? Scríobh isteach sa bhosca cé leis na cosa.

Tá na cosa seo mór.	Tá na cosa seo níos mó.	Is iad seo na cosa is mó.
---------------------	-------------------------	---------------------------




Cén t-ainmhí atá ann? Léigh na leideanna agus amharc sa leabhar leis na focail chearta a fháil. Ansin, déan na pictiúir.




Bíonn sé ag snámh agus ag léim san uisce.

_____ atá ann.



Bíonn sé ag eitilt. Tá gob aige.

_____.



Bíonn sé ag eitilt. Tá sé beag.

_____ atá ann.

Freagair na ceisteanna seo. Amharc sa leabhar le cuidiú leat.

Amharc ar leathanach 8. An mbíonn sé te anseo?

Amharc ar leathanach 4. An mbíonn an t-uisce seo fuar?




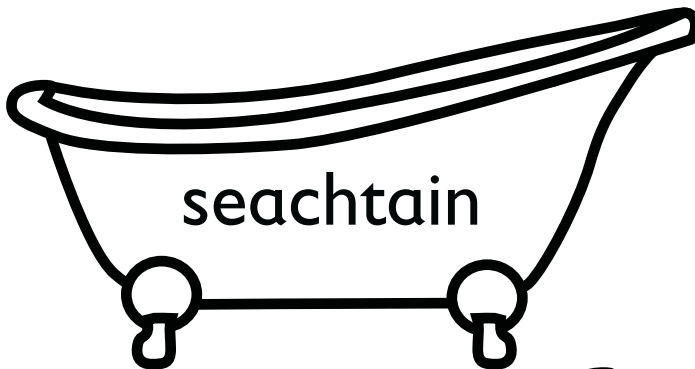
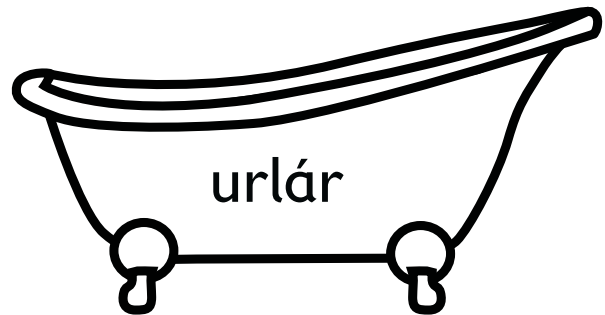

Amharc ar leathanach 10. Cá mbíonn na féileacáin seo?

Amharc ar leathanach 2. Cá mbíonn an míol mór?

Seachtain ag Obair agus ag Súgradh

Banda 2c
Leabhar 18

Aimsigh focal beag amháin sna focail seo. Cuir ciorcal thart air agus scríos na litreacha eile go cúramach.



Seachtain ag Obair agus ag Súgradh

Banda 2c
Leabhar 18

Déan amach cairt de na rudaí atá le déanamh agat.
Déan pictiúr nó scríobh abairt.

Dé Luain

Dé Máirt

Dé Céadaoin

Déardaoin

Dé hAoine

Dé Sathairn

Dé Domhnaigh

Gearr amach na cártaí seo. Cuir béal fúthu ar an tábla iad. Glac sealanna leis na daoine eile sa ghrúpa 2 chárta a thiontú. Cad é a théann le chéile?



madadh



conchró



cat



ciseán



éan



nead



beach



coirceog



damhán alla



lín
damháin alla



iora rua



crann



luchóg



poll



bó



páirc




féileacán



duilleog



lacha



loch

Freagair na ceisteanna. Amharc sa leabhar le cuidiú leat.




An maith le Mollaí Muc bheith sa chlábar?
Is maith. Bíonn áthas uirthi.



An maith le Lára Lacha bheith sa chlábar?
_____ . _____ eagla _____ .



An maith le Mollaí Muc bheith sa bhia?
_____ . _____ . _____ .



An maith le Mollaí Muc bheith san uisce?
_____ . _____ . _____ .


Amharc ar na pictiúir seo. Gearr amach iad. Ansin, greamaigh san áit cheart iad ar an Léaráid Venn ar leathanach 230.



peil



iomáint



cispheil



rith




snámh



damhsa




karate



leadóg




camógaíocht



Méadaigh an leathanach seo go A3.

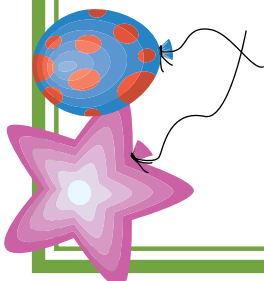

**Is maith le Lára bheith ag damhsa. Cad é an spórt is fearr leatsa?
Déan pictiúr agus scríobh abairt.**




Nuair a bheidh gach duine críochnaithe, ceangail an obair ar fad le chéile le leabhar nua a dhéanamh.

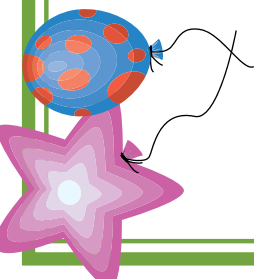

The image features a vibrant green sunburst pattern. The rays originate from a central point on the left side and radiate outwards to the right, creating a sense of energy and movement. The rays are of varying lengths and thicknesses, creating a dynamic, starburst effect. In the center of this pattern, the word "Biongó" is written in a bold, white, sans-serif font. The letters are outlined in a dark green, which makes them stand out against the lighter green background of the sunburst. The overall composition is clean and modern, with a strong emphasis on the central text.

Biongó




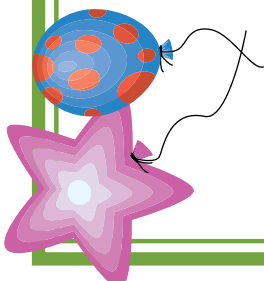

beidh	uirthi
aige	bíonn
faoin	fearr
orm	sibh
bheith	aici






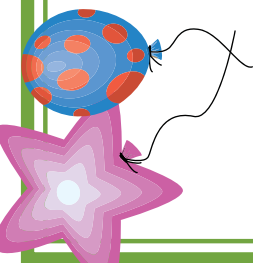

beidh	uirthi
aici	bíonn
fearr	faoin
orm	sibh
bheith	aige






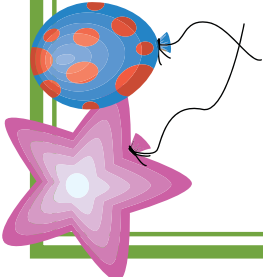

bheith	orm
aige	bíonn
faoin	fearr
uirthi	sibh
beidh	aici






bíonn	uirthi
aige	bheith
fearr	faoin
orm	sibh
beidh	aici





beidh	bheith
sibh	bíonn
faoin	fearr
aici	aige
uirthi	orm





aige

uirthi

orm

faoin

bíonn



fearr

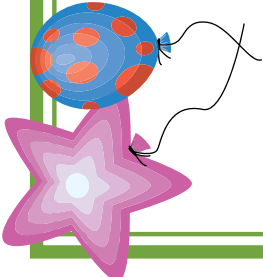

beidh

sibh


bheith


aici

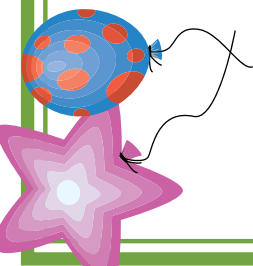





muid	déan
chuir	fuir
rinne	beag
chuig	tháinig
agus	nach





 muid	nach	déan	rinne	fuir
chuir	beag	chuig	tháinig	nach



Tá CCEA fórbhuíoch de na comhlachtaí seo a leanas as cead a fháil uathu a gcuid léaráidí a úsáid san acmhainn seo:

Gach Íomhá agus Léaráid © thinkstock.com

© Pearson: Banda 2a - leathanach 62, 67, 72, 84, 94, 102.

Banda 2b - leathanach 143, 169, 170.

Banda 2c - leathanach 193, 194, 195, 196, 198, 211, 228.

Pearson
Fo-roinn de chuid Pearson New Zealand Ltd
67 Apollo Drive, Rosedale, Auckland, An Nua-Shéalainn

An Clár

Luathléitheoireachta

Gníomhaíochtaí Tacaíochta

Foilseachán de chuid CCEA © 2013



An Chomhairle um Oideachas
Gaeltachta & Gaelscolaíochta



Rewarding Learning

COUNCIL FOR THE CURRICULUM EXAMINATIONS AND ASSESSMENT 29 Clarendon Road, Clarendon Dock, Belfast BT1 3BG
☎ +44 (0)28 9026 1200 📠 +44 (0)28 9026 1234 📞 +44 (0)28 9024 2063 ✉ info@ccea.org.uk 🌐 www.ccea.org.uk